




Bulón o eje




Remberg®



Flexión




Tracción - Compresión



Compresión




CÉLULAS de CARGA
TRANSMISORES de PRESIÓN


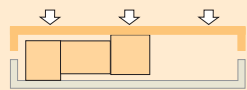

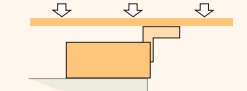

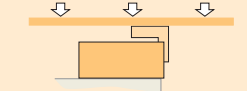

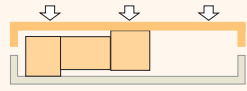

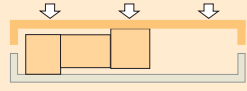

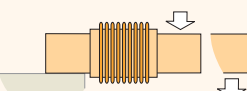

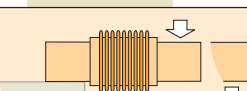

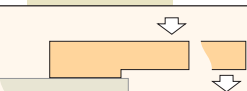



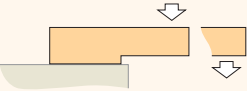

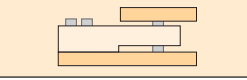

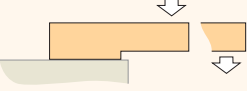

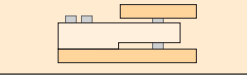

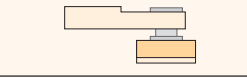

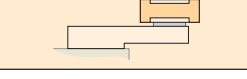




C LULAS DE CARGA



1

 inoxidable

MODELO	APLICACION	CAPACIDAD	
 RPF-1i MONOPLATAFORMA		5 - 10 - 20 - 30 Kg <i>en acero inoxidable</i>	RPF-1i
 RPF-1A MONOPLATAFORMA		5 - 7,5 - 10 - 15 - 18 - 25 - 30 Kg	RPF-1A
 RPF-1D MONOPLATAFORMA		2 - 3 - 5 Kg	RPF-1D
 RPP-3i MONOPLATAFORMA		50 - 75 - 100 - 150 - 200 Kg <i>en acero inoxidable</i>	RPP-3i
 RPP-4i MONOPLATAFORMA		100 - 150 - 200 - 300 - 360 - 500 Kg <i>en acero inoxidable</i>	RPP-4i
 RS-1Ai FLEXION		15 - 30 - 50 - 75 - 100 - 150 - 250 300 - 500 - 750 - 1.000 - 1.500 Kg <i>en acero inoxidable</i>	RS-1Ai
 RS-2i FLEXION		10 - 20 - 30 - 50 - 75 - 100 150 - 200 - 250 - 300 Kg <i>en acero inoxidable</i>	RS-2i
 RCC-1i FLEXION		15 - 30 - 50 - 75 - 100 - 150 - 250 300 - 500 - 750 - 1.000 - 1.500 Kg <i>en acero inoxidable</i>	RCC-1i
 ANTIVUELCO AVRCC-1		ANTIVUELCO para cØlulas RCC-1i opcion en Acero Inox.	
 RCC-4i FLEXION		500 - 750 - 1.000 - 1.500 2.000 - 2.500 Kg <i>en acero inoxidable</i>	RCC-4i
 ANTIVUELCO AVRCC-4		ANTIVUELCO para cØlulas RCC-4i opcion en Acero Inox.	
 RCC-5i FLEXION		3 - 5 - 7,5 Tn <i>en acero inoxidable</i>	RCC-5i
 ANTIVUELCO AVRCC-5i		ANTIVUELCO para cØlulas RCC-5i opcion en Acero Inox.	
 PIE PIVOTANTE RPM-12i		PIE PIVOTANTE M-12 INOX. para cØlulas RCC-1i y RCC-4i	
 SILENT BLOCK SB-1		AMORTIGUADOR CILINDRICO ACCESORIO hasta 1.000 Kg	
 SILENT BLOCK SB-3		AMORTIGUADOR CILINDRICO ACCESORIO hasta 3.000 Kg	








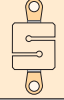

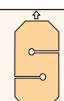

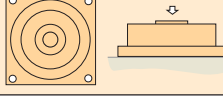

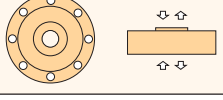

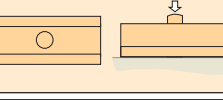







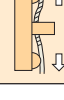




C LULAS DE CARGA



2

i inoxidable

MODELO	APLICACION	CAPACIDAD	
 RSC-1i TRACCION - COMPRESION		30 - 50 - 100 - 150 - 300 - 500 750 - 1.000 - 1.500 - 2.000 - 2.500 Kg <i>en acero inoxidable</i>	RSC-1i
 RTC-1i TRACCION - COMPRESION		150 - 300 - 500 - 750 - 1.000 Kg <i>en acero inoxidable</i>	RTC
 RTC-2i TRACCION - COMPRESION		150 - 250 - 300 - 500 Kg 750 - 1.000 - 1.500 - 2.000 Kg 3.000 - 5.000 Kg	RTC-2i
 RTSCM-8 RTSCM-12 RTSCM-16		cada R TULA M8 cada R TULA M12 cada R TULA M16	
 RSC-2i TRACCION		3.000 Kg 6.000 Kg 10.000 Kg	RSC-2i
 RP-1i COMPRESION		3.000 - 5.000 - 10.000 - 15.000 Kg <i>en acero inoxidable</i>	RP-1i
 RP-2i TRACCION - COMPRESION		1.000 - 2.000 - 5.000 - 7.500 Kg 10 - 25 - 30 Tn 50 Tn	RP-2i
 RP-3i COMPRESION		5.000 - 10.000 - 15.000 - 20.000 25.000 - 30.000 - 35.000 Kg <i>en acero inoxidable</i>	RP-3i
 ANTIVUELCO AVRP-3		ANTIVUELCO para cØlulas RP-3i opcion en Acero Inox.	
 RP-8i COMPRESION		18 - 20 - 25 - 30 - 35 - 40 - 50 Tn <i>en acero inoxidable</i>	RP-8i
 BRP-8i		Juego 2 Bases <i>en acero inoxidable</i>	
 R2i R1i ROi		500.. 5.000 Kg cable 4.. 15mm 3.000.. 7.500 Kg cable 4.. 24mm 5.000.. 12.500 Kg cable 4.. 35mm	R2i/R1i/ROi
 RBi BULON O EJE		1.. 50 tn <i>en acero inoxidable</i>	RBi



TRANSMISORES DE PRESI N



3

	ECT8472		-1.. 100 bar. - rosca 1/4" membrana cerÆmica conector DIN. 4/20mA
	NAT8252		0.. 600 bar. - rosca 1/4" membrana Inox. 4/20mA conector macho M12 <i>opcional: conector M12 hembra aÆreo</i>
	DPS		0.. 600 bar. - rosca 1/4" membrana en acero Inox Rotaci n conector y display 2 alarmas (PNP), salida 4/20mA + 0/10V
	DPC		-1.. 2,5 bar. - rosca 1/4" membrana cerÆmica Rotaci n conector y display 2 alarmas (PNP), salida 4/20mA + 0/10V
	FPT		0.. 100 bar. - rosca 1/4" membrana rasante Inox. para la industria alimentaria
	ECL8439 0.3A ECL8439 1.0A ECL8439 2.0A		sumergible / nivel - salida 4/20mA 0,3 bar. / 3 mts. altura / 5 mts. cable PUR 1,0 bar. / 10 mts. altura / 10 mts. cable PUR 2,0 bar. / 20 mts. altura / 25 mts. cable PUR
	CH-M12H4		conector enchufable hembra 4 polos M12 IP67. conexi n horizontal con tornillos
	CH-3M12A4 CH-5M12A4 CH-10M12A4	3mts 5mts 10mts	conector enchufable hembra 4 polos M12 acodado con cable de 3, 5 o 10mts
	CH-5M12H5 CH-10M12H5	5mts 10mts	conector enchufable horizontal hembra 5 polos M12 con cable de 5 o 10mts



OTROS ELEMENTOS PESAJE



	RCS		gancho pesador 30 - 150 - 300 Kg pantalla LCD retroiluminada <i>* otros ganchos consultar</i>
	RMM		bÆscala de pesaje 400 x 400 mm 30 - 60 - 150 Kg
	BÆSCULAS		3.. 600 Kg plataformas de diferentes tamaÆos Accesorios: indicador, ruedas, ..
	PLATAFORMAS		600.. 3.000 Kg pesaje de animales, veh culos, .. tambiÆn disponibles pesa palÆs
	BÆSCULAS CUENTAPIEZAS		
	BÆSCULAS DE PRECISI N		